



Micro Commercial Components

Micro Commercial Components
20736 Marilla Street Chatsworth
CA 91311
Phone: (818) 701-4933
Fax: (818) 701-4939

PN2907A

PNP General Purpose Amplifier

Features

- Through Hole Package
- Capable of 600mWatts of Power Dissipation and 600mA Ic
- Lead Free Finish/RoHS Compliant ("P" Suffix designates RoHS Compliant. See ordering information)
- Marking: MPS2907A
- Case Material: Molded Plastic. UL Flammability Classification Rating 94V-0 and MSL Rating 1

Electrical Characteristics @ 25°C Unless Otherwise Specified

Symbol	Parameter	Min	Max	Units
--------	-----------	-----	-----	-------

OFF CHARACTERISTICS

$V_{(BR)CEO}$	Collector-Emitter Breakdown Voltage* ($I_C=10\text{mAdc}$, $I_B=0$)	60		Vdc
$V_{(BR)CBO}$	Collector-Base Breakdown Voltage ($I_C=10\mu\text{Adc}$, $I_E=0$)	60		Vdc
$V_{(BR)EBO}$	Emitter-Base Breakdown Voltage ($I_E=10\mu\text{Adc}$, $I_C=0$)	5.0		Vdc
I_{BL}	Base Cutoff Current ($V_{CE}=30\text{Vdc}$, $V_{BE}=0.5\text{Vdc}$)		50	nAdc
I_{CEX}	Collector Cutoff Current ($V_{CE}=30\text{Vdc}$, $V_{BE}=0.5\text{Vdc}$)		50	nAdc
I_{CBO}	Collector Cutoff Current ($V_{CB}=50\text{Vdc}$, $I_E=0$) ($V_{CB}=50\text{Vdc}$, $I_E=0$, $T_A=150^\circ\text{C}$)		0.1 10.0	μAdc

ON CHARACTERISTICS

h_{FE}	DC Current Gain* ($I_C=0.1\text{mAdc}$, $V_{CE}=10\text{Vdc}$) ($I_C=1.0\text{mAdc}$, $V_{CE}=10\text{Vdc}$) ($I_C=10\text{mAdc}$, $V_{CE}=10\text{Vdc}$) ($I_C=150\text{mAdc}$, $V_{CE}=10\text{Vdc}$) ($I_C=500\text{mAdc}$, $V_{CE}=10\text{Vdc}$)	75 100 100 100 50	300	
$V_{CE(sat)}$	Collector-Emitter Saturation Voltage ($I_C=150\text{mAdc}$, $I_B=15\text{mAdc}$) ($I_C=500\text{mAdc}$, $I_B=50\text{mAdc}$)		0.4 1.6	Vdc
$V_{BE(sat)}$	Base-Emitter Saturation Voltage ($I_C=150\text{mAdc}$, $I_B=15\text{mAdc}$) ($I_C=500\text{mAdc}$, $I_B=50\text{mAdc}$)		1.3 2.6	Vdc

SMALL-SIGNAL CHARACTERISTICS

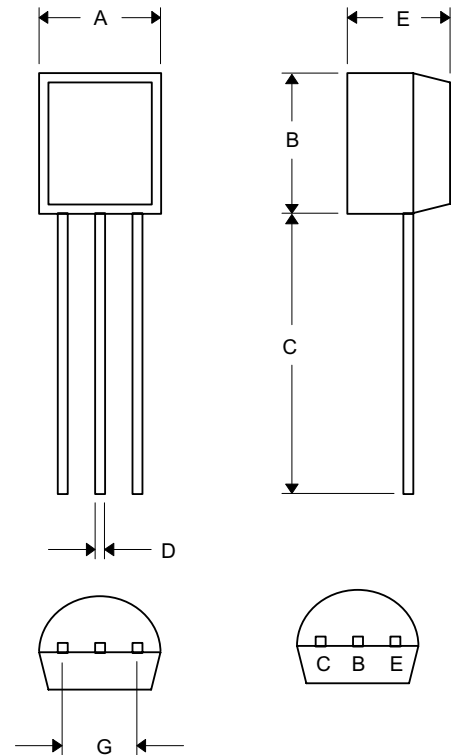
f_T	Current Gain-Bandwidth Product ($I_C=50\text{mAdc}$, $V_{CE}=20\text{Vdc}$, $f=100\text{MHz}$)	200		MHz
C_{cbo}	Output Capacitance ($V_{CB}=10\text{Vdc}$, $I_E=0$, $f=100\text{kHz}$)		8.0	pF
C_{ibo}	Input Capacitance ($V_{EB}=2.0\text{Vdc}$, $I_C=0$, $f=100\text{kHz}$)		30.0	pF

SWITCHING CHARACTERISTICS

t_d	Delay Time	($V_{CC}=3.0\text{Vdc}$, $I_C=150\text{mAdc}$, $I_{B1}=15\text{mAdc}$)	10	ns
t_r	Rise Time	$I_{B1}=15\text{mAdc}$	40	ns
t_s	Storage Time	($V_{CC}=3.0\text{Vdc}$, $I_C=150\text{mAdc}$)	80	ns
t_f	Fall Time	$I_{B1}=I_{B2}=15\text{mAdc}$	30	ns

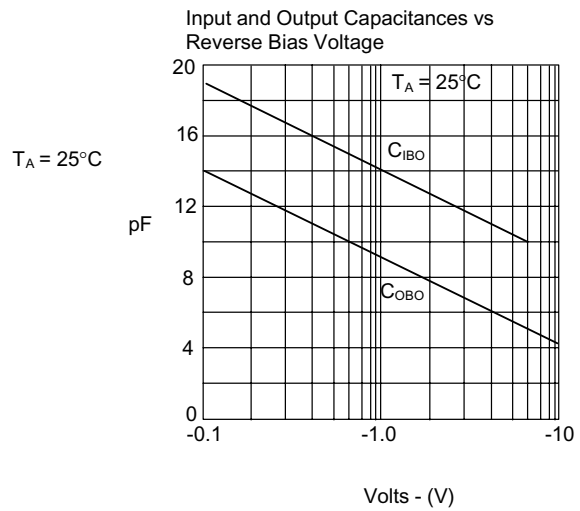
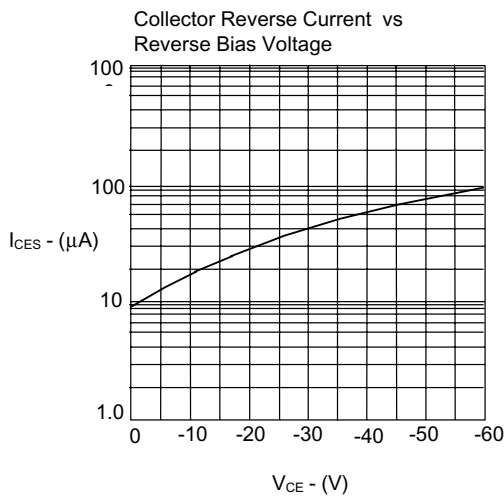
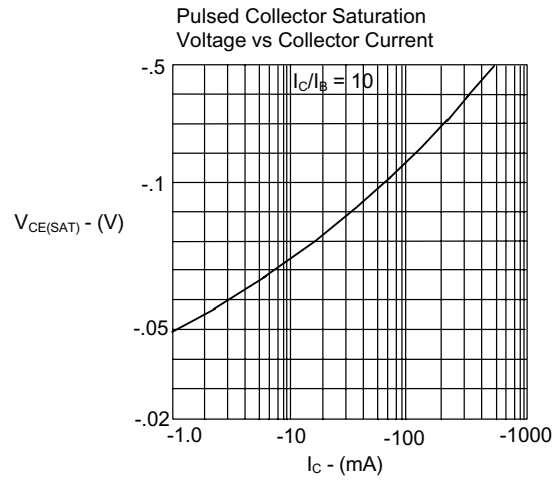
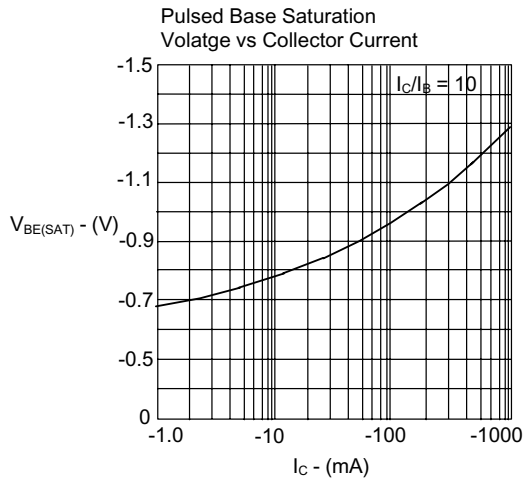
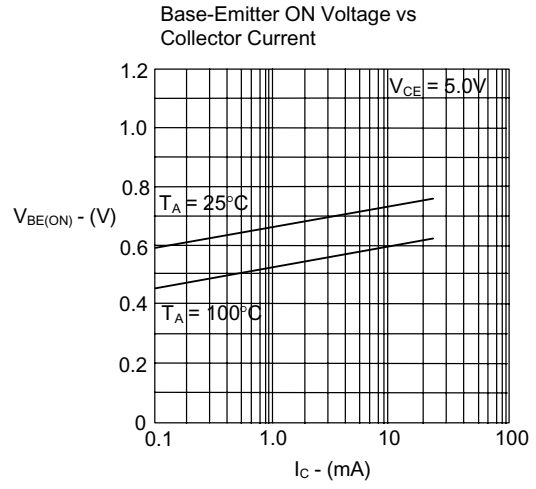
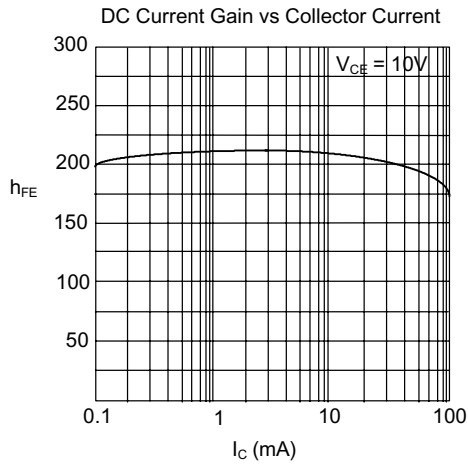
*Pulse Width $\leq 300\mu\text{s}$, Duty Cycle $\leq 2.0\%$

TO-92



DIM	DIMENSIONS				NOTE
	INCHES		MM		
A	.170	.190	4.33	4.83	
B	.170	.190	4.30	4.83	
C	.550	.590	13.97	14.97	
D	.010	.020	0.36	0.56	
E	.130	.160	3.30	3.96	
G	.010	.104	2.44	2.64	

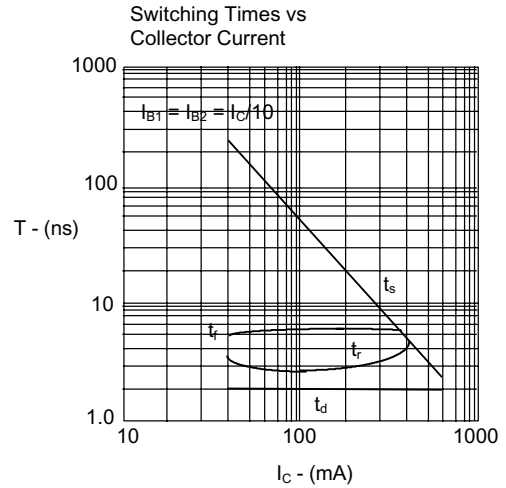
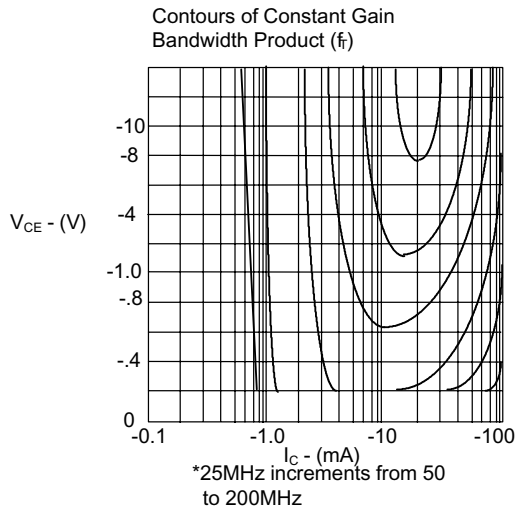
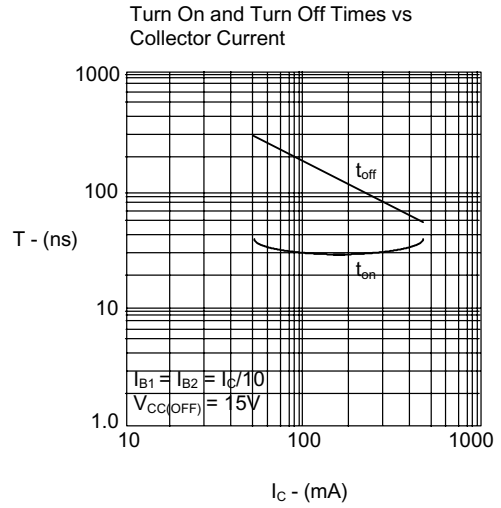
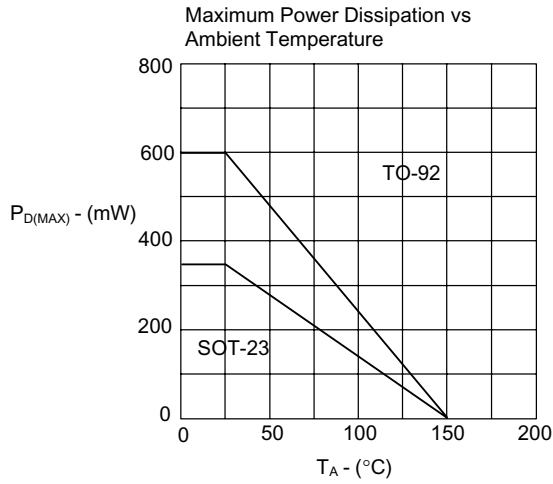
www.mccsemi.com



PN2907A



Micro Commercial Components





Micro Commercial Components

Ordering Information

Device	Packing
(Part Number)-AP	Tape&Reel;2Kpcs/Box
(Part Number)-BP	Bulk;1Kpcs/Bag

IMPORTANT NOTICE

Micro Commercial Components Corp. reserves the right to make changes without further notice to any product herein to make corrections, modifications , enhancements , improvements , or other changes .
Micro Commercial Components Corp. does not assume any liability arising out of the application or use of any product described herein; neither does it convey any license under its patent rights ,nor the rights of others . The user of products in such applications shall assume all risks of such use and will agree to hold *Micro Commercial Components Corp.* and all the companies whose products are represented on our website, harmless against all damages.

APPLICATIONS DISCLAIMER

Products offer by *Micro Commercial Components Corp.* are not intended for use in Medical, Aerospace or Military Applications.